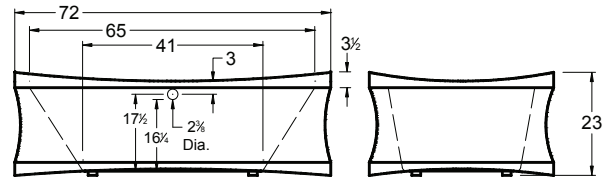
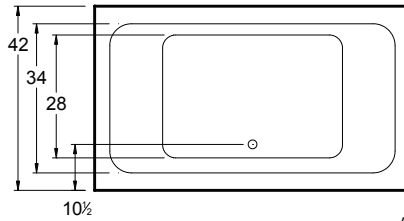
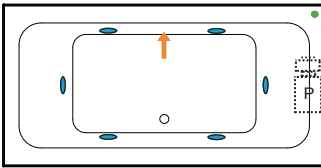


Always check the website for the most updated specifications: www.americh.com

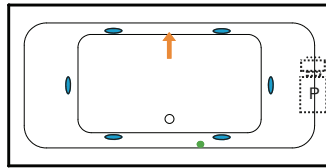


All bathtub dimensions are ± 1/2".

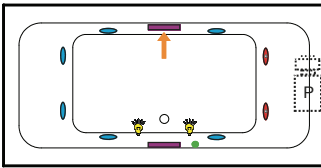
Builder Series



Luxury Series

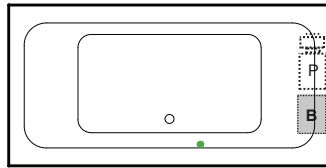


Platinum Series

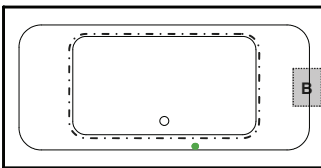


Combination

(pump and blower location only)

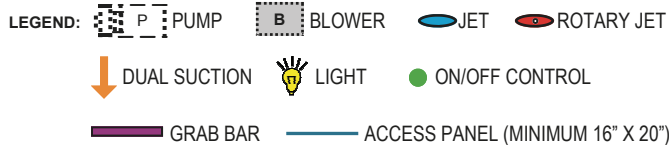


Airbath System II



Airbath System III

N/A



INSTALLATION TIPS

- Install according to Owner's Manual and local codes.
- Airbath III units may be 1 1/2" - 2 1/2" higher than stated.
- Any whirlpool or Airbath® unit requires an access panel.
- Hot water supply should be 65-75% of tub capacity or greater. Always consult your local plumber for recommendations as installations will vary.

DIMENSIONS

72" x 42" x 23" (1829 x 1067 x 584 mm)

Whirlpool Operating Gallons = 63 (Liters = 238)

Gallon to Overflow = 110 (Liters = 416)

TUB FLOOR: Textured

UNDERMOUNT: No

AVAILABLE COLORS: White and Biscuit

ELECTRICAL REQUIREMENTS

Americh recommends one 20 amp ground fault circuit interrupter (GFCI) for each power supply provided with the bathtub.

STANDARD EQUIPMENT

- Waste & Overflow - Available finishes:
 - Polished Chrome
 - Polished Nickel
 - Satin Nickel
 - Polished Brass
 - Oil Rub Bronze

OPTIONAL ACCESSORIES

- Chromotherapy*
- Grab Bars: 9"* - 14" - 16"
- High Density Insulation*
- Inline Heater
- Jets: Additional or Rotary*
- Pillows: 13"*
- Quiet Pump with Built-in Heater Upgrade*
- Remote Control Upgrade (Select Series Only)
- Trim Kit Upgrade*

*Standard on Platinum Series

CODES AND COMPLIANCE

Americh products meet or exceed the following standards:

- Underwriters Laboratories (UL)
- Underwriters Laboratories - Canada (cUL)
- Canadian Standards Association - (CSA)
- ANSI Z124.1 • ANSI A112-19.7
- ANSI A112.19.8 • ASTM F462-79

Contact Americh for additional approvals.